

YOUR BLOOD CANCER
doesn't stand still.

clonoSEQ[®]
monitor ▶ manage ▶ move forward

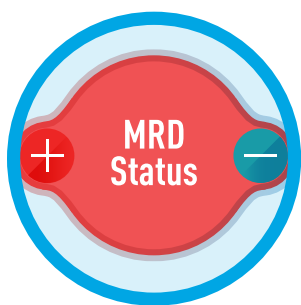


Pinpoint where you
are with clonoSEQ[®].

MRD IS ONE OF THE STRONGEST PREDICTORS OF OUTCOMES IN BLOOD CANCERS

After receiving a blood cancer diagnosis, you and your loved ones may feel confused, anxious, or overwhelmed. Faced with uncertainties along your journey, you may be constantly asking these questions:

- **How am I doing after my treatment?**
- **How can I track my disease?**
- **What could the changes in my cancer mean for me?**




THAT'S WHERE MRD COMES IN

Minimal residual disease (MRD) refers to the small number of cancer cells that can stay in the body during and after treatment. Often, these cells are present at such low levels that they do not cause any physical signs or symptoms. They may be a sign that cancer is returning.^{1,2}

Today, new treatments are helping patients like you live longer than ever before. Some patients may have such low levels of remaining cancer cells that not all tests can detect them. Therefore, your doctor needs highly sensitive options, like the clonoSEQ test, to help measure MRD and assess therapy responses over time.¹⁻⁵

As one of the strongest predictors of outcomes in blood cancers, MRD status can help you and your doctor understand your prognosis and how it may change over time.¹ When your MRD status shifts, you may find that the course of your blood cancer journey changes as well.



Together, you and your healthcare team can keep a watchful eye on your MRD trends and use them to inform important decisions about your care.

GAIN CONFIDENCE IN YOUR FUTURE WITH clonoSEQ

clonoSEQ (pronounced clo-no-seeq) is the first and only FDA-cleared test that detects, counts, and tracks MRD in blood or bone marrow samples from patients with chronic lymphocytic leukemia (CLL) and bone marrow samples from patients with multiple myeloma or B-cell acute lymphoblastic leukemia (B-ALL).¹

WITH clonoSEQ, YOU AND YOUR DOCTORS CAN:




Monitor your cancer by assessing treatment response and detecting changes in disease¹



Manage decisions with an ongoing understanding of your long-term outcomes¹



Move forward with confidence when planning for all of life's moments¹



FROM YOUR clonoSEQ REPORT,

your doctor can determine whether your MRD status is positive

(detectable disease) or negative (undetectable disease).

Talk with your doctor about your clonoSEQ MRD status to better understand what a positive or negative result means for you and your treatment plan. Setting a goal of MRD negativity may be right for some patients. Your doctor can help determine whether it is right for you.

Because clonoSEQ can detect one single cancer cell among a million healthy cells (provided sufficient sample material), you and your doctor can be confident you know if residual disease is present in your sample after each clonoSEQ test.¹



UNDERSTANDING THE clonoSEQ PATIENT JOURNEY

How does clonoSEQ work?

clonoSEQ identifies the specific DNA sequence(s) associated with your cancer and tracks them over time.¹

Throughout your treatment journey, samples can be collected periodically in order to monitor changes in your disease.

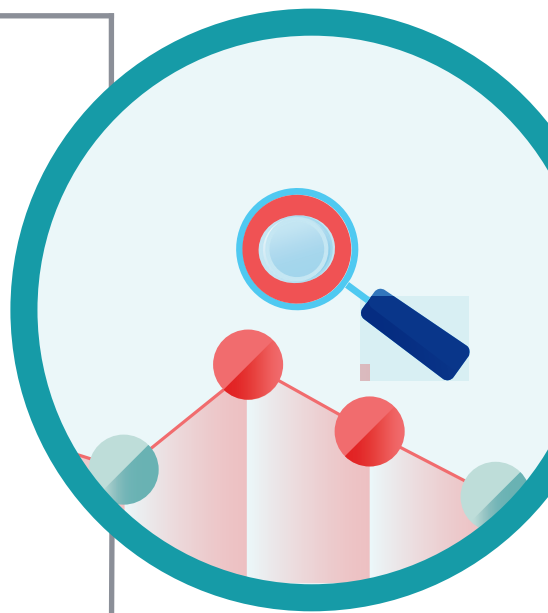


Monitor your cancer by assessing treatment response and detecting changes in disease¹


With clonoSEQ, you and your doctor have a personalized way to track—and talk about—your body's individual response to treatment. clonoSEQ MRD results, along with other clinical information, may even help your doctor to more accurately predict your long-term outcomes.²⁻⁵

Knowing how much cancer may still be present in your body may allow your doctor to better tailor your care to respond to changes in your disease level.

Setting a goal of reaching MRD negativity may be right for some patients. Talk with your doctor to find out if it's right for you.



Be sure to talk with your doctor about the optimal timing for clonoSEQ testing based on the type of blood cancer you have and your specific treatment plan.



Manage decisions with an ongoing understanding of your long-term outcomes¹

While remission is a relief for many patients, it may be accompanied by a feeling of uncertainty. Therefore, your doctor can use clonoSEQ to see if any cancer cells are returning.¹

Regular MRD assessment may help you and your care team feel confident in understanding your cancer and how your disease burden is changing over time. This way, you can be prepared when making decisions for both your treatment and personal life.

Move forward with confidence when planning for all of life's moments¹

Even if you aren't experiencing any symptoms, you may still feel anxious or worried that the cancer will return. Routine MRD testing may help detect the return of cancer before physical signs and symptoms arise.^{6,7}

Early detection of returning cancer may allow you and your doctor to respond quickly to fight your disease, so you can confidently plan for what the future has in store for you.



References to "cancer" refer specifically to CLL, multiple myeloma, and B-ALL. References to "sample" refer to bone marrow or blood from patients with CLL and bone marrow from patients with multiple myeloma or B-ALL.

ASK YOUR DOCTOR ABOUT clonoSEQ

Here is a list of questions to ask your doctor when determining how testing for MRD with clonoSEQ may help inform your treatment plan.



Questions to ask about MRD and clonoSEQ

- What is MRD?
- Is clonoSEQ MRD testing right for me?
- I heard that clonoSEQ can identify 1 cancer cell out of 1 million cells with sufficient sample. Why does this matter for someone like me?
- What can a clonoSEQ test tell me about my cancer?
- How will clonoSEQ test results affect my treatment plan?
- How often should I get a clonoSEQ test?
- What does a positive or negative clonoSEQ MRD status mean for me?
- Is the goal of clonoSEQ MRD negativity right for me?

ADAPTIVE ASSIST™ PATIENT SUPPORT PROGRAM

Our commitment to supporting patient access to clonoSEQ

Adaptive Biotechnologies understands that each patient's situation is unique. We are committed to providing guidance and support during each step of the insurance process.

Adaptive
assist™

HOW WE HELP:

Tailored support for different patient needs, including understanding coverage, navigating insurance, and individualized assistance.

Learn more at
clonoseq.com/adaptive-assist/

1. clonoSEQ®. [technical summary]. Seattle, WA: Adaptive Biotechnologies; 2020. 2. Pulsipher M, et al. *Blood*. 2015;125(22):3501-8. 3. Wood B, et al. *Blood*. 2018;131(12):1350-59. 4. Perrot A, et al. *Blood*. 2018;132(23):2456-64. 5. Thompson P, et al. *Blood*. 2019;134(22):1951-59. 6. Sherrod A, et al. *Bone Marrow Transplant*. 2015;51:2-12. 7. NCI Dictionary of Cancer Terms: Complete Remission. National Cancer Institute. Accessed November 17, 2017.

**IF YOU ARE A PATIENT WITH CLL, MULTIPLE MYELOMA, OR B-ALL,
YOU MAY BE WONDERING WHAT'S NEXT**

Please visit clonoSEQ.com/for-patients for more information

Don't forget to download the
[Doctor Discussion Guide](#) to bring
to your next appointment

**Talk with your doctor to begin tracking
your MRD status with clonoSEQ today**



clonoSEQ® is an FDA-cleared test used to detect measurable residual disease (MRD) in bone marrow from patients with multiple myeloma or B-cell acute lymphoblastic leukemia (B-ALL) and blood or bone marrow from patients with chronic lymphocytic leukemia (CLL). clonoSEQ is also available for use in other lymphoid cancers as a CLIA-validated laboratory developed test (LDT) service. For important information about the FDA-cleared uses of clonoSEQ including test limitations, please visit clonoSEQ.com/technical-summary.

Copyright © 2021 Adaptive Biotechnologies Corp. All rights reserved.
PM-US-cSEQ-0425-1

clonoSEQ.com

clonoSEQ®
monitor ▶ manage ▶ move forward